



FALL 2015

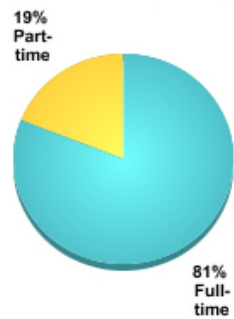
TOTAL ENROLLMENT (ALL UNDERGRADUATE)

173

Undergraduate transfer-in enrollment

60

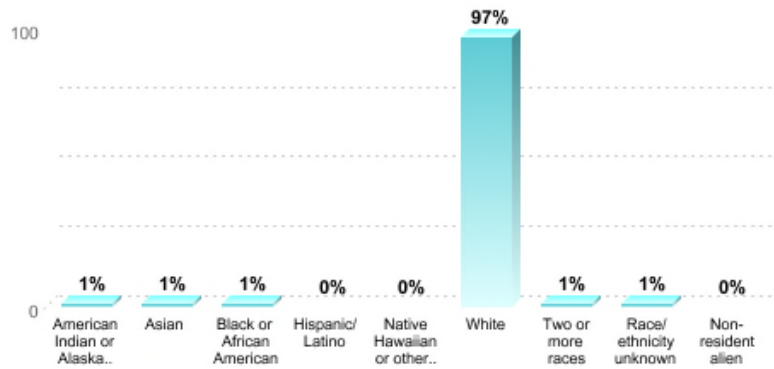
ATTENDANCE STATUS



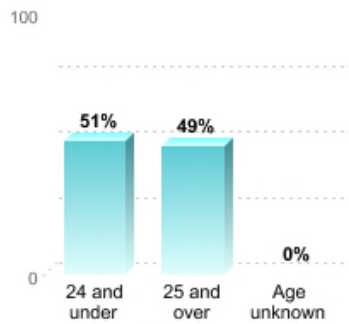
STUDENT GENDER



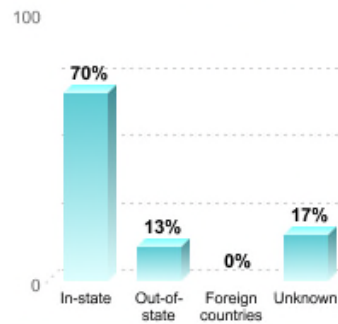
STUDENT RACE/ETHNICITY



UNDERGRADUATE STUDENT AGE



UNDERGRADUATE STUDENT RESIDENCE



Residence data are reported for first-time degree/certificate-seeking undergraduates, Fall 2014.

UNDERGRADUATE STUDENT FINANCIAL AID, 2014-2015

Full-time Beginning Undergraduate Students

- Beginning students are those who are entering postsecondary education for the first time.

TYPE OF AID	NUMBER RECEIVING AID	PERCENT RECEIVING AID	TOTAL AMOUNT OF AID RECEIVED	AVERAGE AMOUNT OF AID RECEIVED
Any student financial aid ¹	28	93%	—	—
Grant or scholarship aid	28	93%	\$175,595	\$6,271
Federal grants	26	87%	\$136,955	\$5,268
Pell grants	26	87%	\$134,789	\$5,184
Other federal grants	3	10%	\$2,166	\$722
State/local government grant or scholarships	7	23%	\$19,710	\$2,816
Institutional grants or scholarships	14	47%	\$18,930	\$1,352
Student loan aid	26	87%	\$130,151	\$5,006
Federal student loans	26	87%	\$129,275	\$4,972
Other student loans	(*)	3%	(*)	(*)

- ¹ Includes students receiving Federal work study aid and aid from other sources not listed above.
- (*) Number receiving aid and total and average amounts of aid received are withheld to preserve the privacy of individuals.

All Undergraduate Students

TYPE OF AID	NUMBER RECEIVING AID	PERCENT RECEIVING AID	TOTAL AMOUNT OF AID RECEIVED	AVERAGE AMOUNT OF AID RECEIVED
Grant or scholarship aid ¹	134	92%	\$805,720	\$6,013
Pell grants	127	87%	\$641,056	\$5,048
Federal student loans	135	92%	\$891,677	\$6,605

- ¹ Grant or scholarship aid includes aid received, from the federal government, state or local government, the institution, and other sources known by the institution.
- For more information on Student Financial Assistance Programs or to apply for financial aid via the web, visit [Federal Student Aid](#).