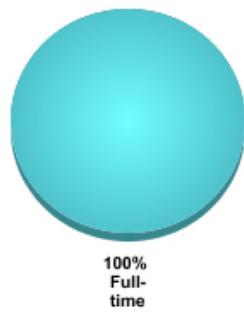




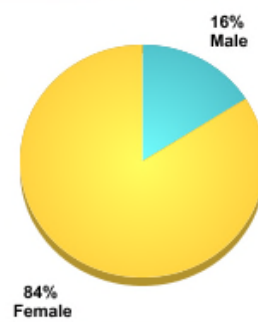
FALL 2015

| | |
|---|------------|
| TOTAL ENROLLMENT (ALL UNDERGRADUATE) | 428 |
| Undergraduate transfer-in enrollment | 125 |

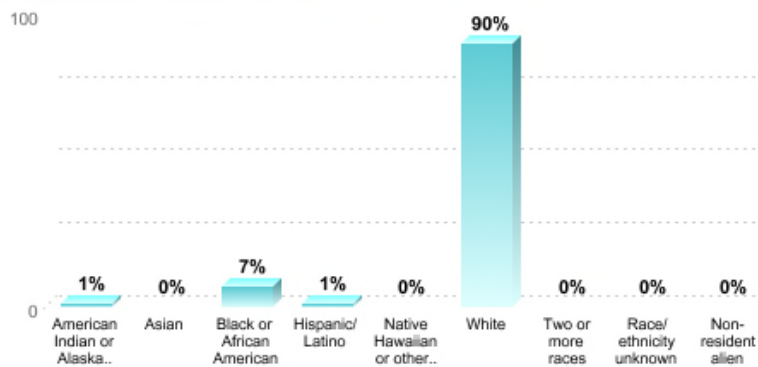
ATTENDANCE STATUS



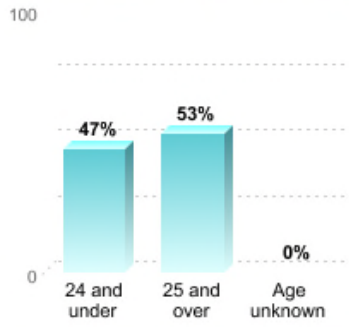
STUDENT GENDER



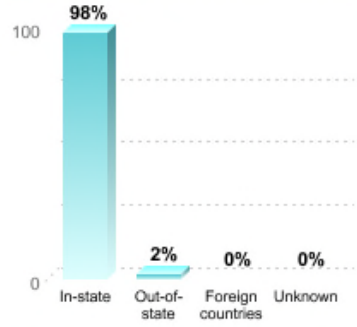
STUDENT RACE/ETHNICITY



UNDERGRADUATE STUDENT AGE

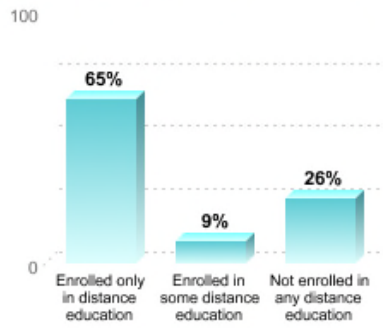


UNDERGRADUATE STUDENT RESIDENCE



- Residence data are reported for first-time degree/certificate-seeking undergraduates, Fall 2014.

UNDERGRADUATE DISTANCE EDUCATION STATUS



UNDERGRADUATE STUDENT FINANCIAL AID, 2014-2015

Full-time Beginning Undergraduate Students

- Beginning students are those who are entering postsecondary education for the first time.

| TYPE OF AID | NUMBER RECEIVING AID | PERCENT RECEIVING AID | TOTAL AMOUNT OF AID RECEIVED | AVERAGE AMOUNT OF AID RECEIVED |
|--|----------------------|-----------------------|------------------------------|--------------------------------|
| Any student financial aid ¹ | 52 | 100% | — | — |
| Grant or scholarship aid | 47 | 90% | \$313,200 | \$6,664 |
| Federal grants | 47 | 90% | \$263,710 | \$5,611 |
| Pell grants | 47 | 90% | \$256,360 | \$5,454 |
| Other federal grants | 12 | 23% | \$7,350 | \$613 |
| State/local government grant or scholarships | 19 | 37% | \$48,490 | \$2,552 |
| Institutional grants or scholarships | (*) | 2% | (*) | (*) |
| Student loan aid | 50 | 96% | \$311,028 | \$6,221 |
| Federal student loans | 50 | 96% | \$311,028 | \$6,221 |
| Other student loans | 0 | 0% | \$0 | — |

- ¹ Includes students receiving Federal work study aid and aid from other sources not listed above.
- (*) Number receiving aid and total and average amounts of aid received are withheld to preserve the privacy of individuals.

All Undergraduate Students

| TYPE OF AID | NUMBER RECEIVING AID | PERCENT RECEIVING AID | TOTAL AMOUNT OF AID RECEIVED | AVERAGE AMOUNT OF AID RECEIVED |
|---------------------------------------|----------------------|-----------------------|------------------------------|--------------------------------|
| Grant or scholarship aid ¹ | 329 | 88% | \$2,081,434 | \$6,327 |
| Pell grants | 317 | 85% | \$1,648,749 | \$5,201 |
| Federal student loans | 346 | 93% | \$2,430,778 | \$7,025 |

- ¹ Grant or scholarship aid includes aid received, from the federal government, state or local government, the institution, and other sources known by the institution.
- For more information on Student Financial Assistance Programs or to apply for financial aid via the web, visit [Federal Student Aid](#).