



FALL 2015

TOTAL ENROLLMENT (ALL UNDERGRADUATE)

149

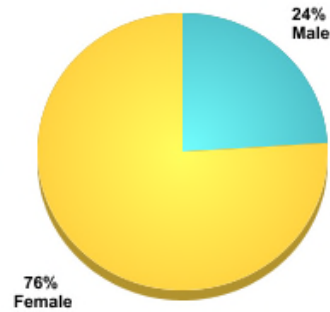
Undergraduate transfer-in enrollment

31

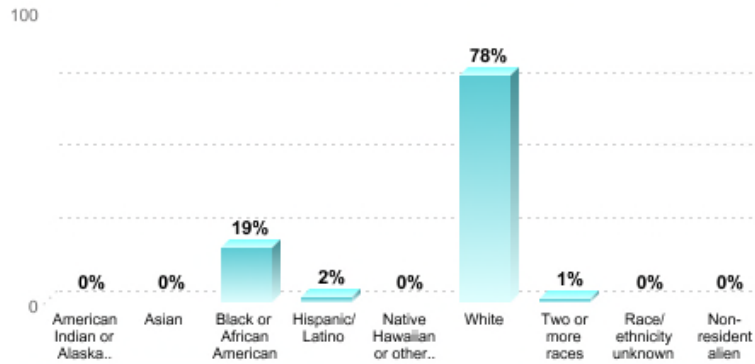
ATTENDANCE STATUS



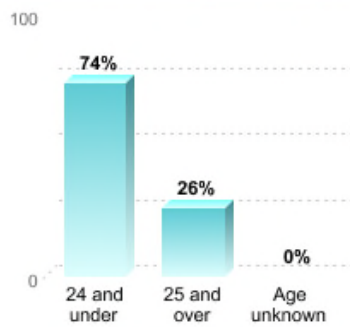
STUDENT GENDER



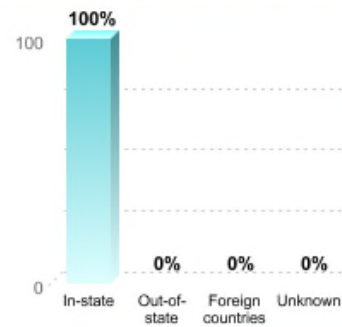
STUDENT RACE/ETHNICITY



UNDERGRADUATE STUDENT AGE



UNDERGRADUATE STUDENT RESIDENCE



- Residence data are reported for first-time degree/certificate-seeking undergraduates, Fall 2014.

UNDERGRADUATE STUDENT FINANCIAL AID, 2014-2015

Full-time Beginning Undergraduate Students

- Beginning students are those who are entering postsecondary education for the first time.

TYPE OF AID	NUMBER RECEIVING AID	PERCENT RECEIVING AID	TOTAL AMOUNT OF AID RECEIVED	AVERAGE AMOUNT OF AID RECEIVED
Any student financial aid ¹	44	100%	—	—
Grant or scholarship aid	43	98%	\$306,991	\$7,139
Federal grants	42	95%	\$212,365	\$5,056
Pell grants	42	95%	\$207,570	\$4,942
Other federal grants	9	20%	\$4,795	\$533
State/local government grant or scholarships	21	48%	\$63,951	\$3,045
Institutional grants or scholarships	16	36%	\$30,675	\$1,917
Student loan aid	39	89%	\$225,271	\$5,776
Federal student loans	39	89%	\$225,271	\$5,776
Other student loans	0	0%	\$0	—

- ¹ Includes students receiving Federal work study aid and aid from other sources not listed above.

All Undergraduate Students

TYPE OF AID	NUMBER RECEIVING AID	PERCENT RECEIVING AID	TOTAL AMOUNT OF AID RECEIVED	AVERAGE AMOUNT OF AID RECEIVED
Grant or scholarship aid ¹	153	94%	\$1,054,426	\$6,892
Pell grants	148	91%	\$759,988	\$5,135
Federal student loans	148	91%	\$923,534	\$6,240

- ¹ Grant or scholarship aid includes aid received, from the federal government, state or local government, the institution, and other sources known by the institution.

- For more information on Student Financial Assistance Programs or to apply for financial aid via the web, visit [Federal Student Aid](#).